



# Vertiv™ NetSure™ 7100 Ordering Guide

Compact DC Power System

582127000900-901,

582127000600-601,

582137100101-106



# Vertiv™ NetSure™ 7100 Ordering Guide

## Description

The modular Vertiv™ NetSure™ 7100 Compact Series power system with 3500 watt rectifiers provides up to 900 amps of current for -48 volt systems. The basic components of the power system include the NetSure™ Control Unit (NCU), module mounting shelves which house the rectifiers, and a distribution cabinet. Low voltage disconnect options can be included for load shedding, discharge time improvement and battery health.

**Click on a page number below to jump to that page. To return to the Table of Contents, click on the header of any page.**











## Table of Contents

<b>Step 1.</b> Choose Power System.....	2
<b>Step 2.</b> Optional - 19" or 23" Relay Rack .....	3
<b>Step 3.</b> Choose Distribution Devices.....	3
<b>Step 4.</b> Choose Controller .....	3
<b>Step 5.</b> Optional - Choose Controller Interfaces.....	6
<b>Step 6.</b> Optional - Choose Battery Tray Kits and Battery Lug Kits .....	6
<b>Step 7.</b> Optional - Choose Accessories .....	3
<b>Step 8.</b> Choose Rectifiers .....	7

*Note: All of the above items ship loose and must be installed in the field by the end user.*

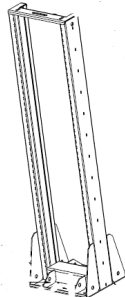
## Step 1. Choose Power System

Select one, quantity of one.

Vertiv™ Part Number	Description	Qty.	Rack Space	Notes	Pictorial
582137100101	-48 VDC 500 A power system e/w (2) LVLD and LVBD, 19" rack mounting width.		6RU	For indoor or outdoor cabinet installation. No front door and top cover. (21) load circuit breaker positions.	
582137100102	-48 VDC 500 A power system e/w (2) LVLD and LVBD, 19" rack mounting width.		8RU	For indoor applications. (21) load circuit breaker positions.	
582137100103	-48 VDC 500 A power system e/w no LVLDs, 19" rack mounting width.		6RU	For indoor or outdoor cabinet installation. No front door and top cover. (21) load circuit breaker positions.	
582137100104	-48 VDC 500 A power system e/w no LVLDs, 19" rack mounting width.		8RU	For indoor applications. (21) load circuit breaker positions.	
582137100105	-48 VDC 500 A power system e/w LVBD, 19" rack mounting width.		6RU	For indoor or outdoor cabinet installation. No front door and top cover. (21) load circuit breaker positions.	
582137100106	-48VDC 500A power system e/w LVBD, 19" rack mounting width.		8RU	For indoor applications. (21) load circuit breaker positions.	
582127000600	-48 VDC 600 A power system e/w LVBD, 23" rack mounting width.		10RU	For indoor or outdoor cabinet installation. (52) load circuit breaker positions.	
582127000601	-48 VDC 600 A power system, no LVBD, 23" rack mounting width.		10RU	For indoor or outdoor cabinet installation. (52) load circuit breaker positions.	
582127000900	-48 VDC 900 A power system e/w LVBD, 23" rack mounting width.		11RU	For indoor or outdoor cabinet installation. (52) load circuit breaker positions.	
582127000901	-48 VDC 900 A power system, no LVBD, 23" rack mounting width.		11RU	For indoor or outdoor cabinet installation. (52) load circuit breaker positions.	

## Step 2. Optional - 19"W or 23"W Relay Rack

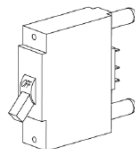
Select one, quantity of one.

Vertiv™ Part Number	Description	Qty.	Rack Space	Notes	Pictorial
559824	Relay rack, 84.000"H x 21.000"W x 15"D		45RU	19" - Welded	
559823	Relay rack, 84.000"H x 20.375"W x 15"D		45RU	19" - Seismic	
563922	Relay rack, 84.000"H x 21.800"W x 18"D		45RU	19" - Seismic e/w 6" rails	
559817	Relay rack, 51.906"H x 24.376"W x 15"D		28RU	23" - Welded.	
559818	Relay rack, 72.000"H x 24.375"W x 15"D		37RU	23" - Welded.	
559820	Relay rack, 84.000"H x 24.375"W x 15"D		45RU	23" - Welded.	
559819	Relay rack, 84.000"H x 25.000"W x 15"D		45RU	23" - Welded.	
10009902	Relay rack, 84.000"H x 25.800"W x 18"D		45RU	23" - Seismic e/w 6" rails.	
559821	Relay rack, 90.000"H x 24.375"W x 15"D		48RU	23" - Welded.	
559822	Relay rack, 96.000"H x 24.375"W x 15"D		51RU	23" - Welded.	

Note: When ordering 23" relay rack for 19" systems, order p/n 553630 adapter kit.

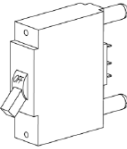
## Step 3. Choose Distribution Devices

### Step 3a. Choose Bullet-Nose Type Circuit Breakers

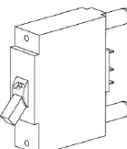
Vertiv™ Part Number	Ampere Rating	Description	Qty	Notes	Pictorial
<b>Electrical Trip Toggle Handle Bullet Breakers</b>					
102272	1	White toggle handle		Occupies one position	
102273	3	White toggle handle		Occupies one position	
102274	5	White toggle handle		Occupies one position	
102275	10	White toggle handle		Occupies one position	
102276	15	White toggle handle		Occupies one position	
102277	20	White toggle handle		Occupies one position	
102278	25	White toggle handle		Occupies one position	
102279	30	White toggle handle		Occupies one position	
102280	35	White toggle handle		Occupies one position	
102281	40	White toggle handle		Occupies one position	
121998	45	White toggle handle		Occupies one position	
102282	50	White toggle handle		Occupies one position	
102283	60	White toggle handle		Occupies one position	
102284	70	White toggle handle		Occupies one position	
102285	75	White toggle handle		Occupies one position	
121996	80	White toggle handle		Occupies one position	
138887	90	White toggle handle		Occupies one position	
102286	100	White toggle handle		Occupies one position	
516991	125	White toggle handle		Occupies two positions	

# Vertiv™ NetSure™ 7100 Ordering Guide

## Step 3a. (Continued)


Vertiv™ Part Number	Ampere Rating	Description	Qty	Notes	Pictorial
<b>Electrical Trip Toggle Handle Bullet Breakers</b>					
516993	150	White toggle handle		Occupies two positions	
144883	175	White toggle handle		Occupies two positions	
121831	200	White toggle handle		Occupies two positions	
144885	225	White toggle handle		Occupies three positions	
121835	250	White toggle handle		Occupies three positions	
149075	300	White toggle handle		Occupies three positions	

Note: Breakers 144885, 121835 and 149075, available only with 23" mount systems.





Vertiv™ Part Number	Ampere Rating	Description	Qty	Notes	Pictorial
<b>Electrical/Mechanical Trip Toggle Handle Bullet Breakers</b>					
101596	1	Black toggle handle		Occupies one position	
101597	3	Black toggle handle		Occupies one position	
101598	5	Black toggle handle		Occupies one position	
101599	10	Black toggle handle		Occupies one position	
101600	15	Black toggle handle		Occupies one position	
101601	20	Black toggle handle		Occupies one position	
101602	25	Black toggle handle		Occupies one position	
101603	30	Black toggle handle		Occupies one position	
101604	35	Black toggle handle		Occupies one position	
101605	40	Black toggle handle		Occupies one position	
121997	45	Black toggle handle		Occupies one position	
101606	50	Black toggle handle		Occupies one position	
101607	60	Black toggle handle		Occupies one position	
101608	70	Black toggle handle		Occupies one position	
101609	75	Black toggle handle		Occupies one position	
121995	80	Black toggle handle		Occupies one position	
138888	90	Black toggle handle		Occupies one position	
101610	100	Black toggle handle		Occupies one position	
516838	125	Black toggle handle		Occupies two positions	
516839	150	Black toggle handle		Occupies two positions	
144884	175	Black toggle handle		Occupies two positions	
121832	200	Black toggle handle		Occupies two positions	
144886	225	Black toggle handle		Occupies three positions	
121836	250	Black toggle handle		Occupies three positions	
149076	300	Black toggle handle		Occupies three positions	

Note: Breakers 144886, 121836 and 149076, available only with 23" mount systems.

### Step 3b. Choose Bullet-Nose Type Bypass Bus Bar





Vertiv™ Part Number	Description	Qty	Notes	Pictorial
535015	Bullet Nose Bypass Busbar		Occupies one position	

### Step 3c. Choose Lug Adapters

Vertiv™ Part Number	Description	Qty	Notes	Pictorial
563191	Two pole lug adapter		Used in 582137100100-106 systems. Required for two pole breaker, one each for hot and return.	
559803	Single pole, 90° lug adapter		Used in 582127000600-901 systems. Converts (1) load position, 1/4-20 on 5/8" centers, to (1) load landing, 1/4-20 on 5/8" centers, 90 degree.	
559804	Two pole, 90° lug adapter		Used in 582127000600-901 systems. Converts (2) load positions, 1/4-20 on 5/8" centers, to (1) load landing, 3/8-16 on 1" centers. 90 degree and straight return busbar.	
559805	Three pole, 90° lug adapter		Used in 582127000600-901 systems. Converts (3) load positions, 1/4-20 on 5/8" centers, to (1) landing, 3/8-16 on 1" centers, 90 degree and straight return busbar	









### Step 4. Choose Controller

Select one, quantity of one.



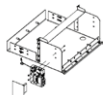
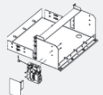
Vertiv™ Part Number	Description	Qty	Notes	Pictorial
1M830BNA10009548	NCU Controller for 582137100101 and 102. (1) LVBD and (2) LVLD.			
1M830BNA10008994	NCU Controller for 582137100103 and 104. No LVD's.			
1M830BNA10008996	NCU Controller for 582137100105 and 106. LVBD.			
1M830BNA10014511	NCU controller for 582127000600-901.			

# Vertiv™ NetSure™ 7100 Ordering Guide





## Step 5. Optional - Controller Interfaces

Vertiv™ Part Number	Description	Qty	Notes	Pictorial
556155	Temperature probe, 3.3m, includes 0.3 m sensor		Provides temperature monitoring and alarming for battery or ambient. Battery-assigned probes provide temperature compensation and battery thermal runaway management.	
552992	Temperature probe, 10.3m, includes 0.3m sensor		Provides temperature monitoring and alarming for battery or ambient. Battery-assigned probes provide temperature compensation and battery thermal runaway management.	
04119122	10 m temperature probe extension		Provides 10 meter extension for temperature probe.	
552822	0.3m temperature probe		Temperature sensor, spare part.	
547490	SMTEMP, 8 input temperature module		Provides (8) temperature inputs. Maximum quantity of eight per system. Mounts external to power system.	
565458	SM Temp to CAN connection cable, 25-ft.			
431300200	1 amp in-line fuse pigtail kit with 3/8" ring lug		Used for connecting to battery or bus potentials for use with digital inputs on the IB2 Interface board or battery midpoint inputs on the EIB card.	
431300300	1 amp in-line fuse pigtail kit with 5/16" ring lug		Used for connecting to battery or bus potentials for use with digital inputs on the IB2 Interface board or battery midpoint inputs on the EIB card.	
SXK2300238/1	EIB card for 582127000600-901.		Provides five programmable relays, two temperature inputs, eight battery midpoint inputs, three shunt inputs.	






## Step 6. Optional - Battery Tray Kit & Battery Lug Kits

Vertiv™ Part Number	Description	Qty	Notes	Pictorial
582137100SK001	19"W Battery tray assembly with 100A battery disconnect.		Includes 100A battery disconnect breaker and battery disconnect breaker box. Tray, battery disconnect breaker and battery disconnect box are all assembled in the field. Battery cable included. Mounts in a 19"W relay rack. 22.5" depth. Tray is dark gray in color.	
588820200SK001	23"W Battery tray assembly with 100A battery disconnect.		Includes 100A battery disconnect breaker and battery disconnect breaker box. Tray, battery disconnect breaker and battery disconnect box are all assembled in the field. Battery cable included. Mounts in a 23"W relay rack. 22.5" depth. Tray is dark gray in color.	
588820200SK002	23"W Battery tray assembly with 150A battery disconnect.		Includes 150A battery disconnect breaker and battery disconnect breaker box. Tray, battery disconnect breaker and battery disconnect box are all assembled in the field. Battery cable included. Mounts in a 23"W relay rack. 22.5" depth. Tray is dark gray in color.	
588820200SK004	23"W Battery tray assembly with 200A battery disconnect.		Includes 200A battery disconnect breaker and battery disconnect breaker box. Tray, battery disconnect breaker and battery disconnect box are all assembled in the field. Battery cable included. Mounts in a 23"W relay rack. 22.5" depth. Tray is dark gray in color.	



Vertiv™ Part Number	Description	Qty	Notes	Pictorial
528234	2 AWG 90 degree short tongue battery lug kit			
528236	2 AWG 90 degree long tongue battery lug kit			
528235	1/0 AWG 90 degree short tongue battery lug kit			
528237	1/0 AWG 90 degree long tongue battery lug kit			


## Step 7. Optional - Accessories

Vertiv™ Part Number	Description	Qty	Notes	Pictorial
553630	6RU 19"W to 23" W Relay Rack Adapter Kit			
565533	Wall Mount Bracket Kit		for 500A systems only	
SXA1100035/1	Rectifier Blank Cover Panel			
362736700	Relay Rack Cable Bracket			
562977	Earthquake Anchor Kit			

## Step 8. Order Rectifiers

See instruction manuals for de-rating information due to temperature

Slots for (9) rectifiers in each power system.

Vertiv™ Part Number	Description	Qty	Notes	Pictorial
1R483500E3	Rectifier, R48-3500e3, 48VDC, 3500 watts, high efficiency, 1 RU		Provides 72.9 amps at -48VDC	

Please **SAVE** this form to your desktop. Then email the completed form to: [AccountManagement.ESNA@Vertiv.com](mailto:AccountManagement.ESNA@Vertiv.com)

Contact your local sales representative with questions or call 1-800-800-1280 for support.

**SUBMIT**



**Vertiv.com** | Vertiv Headquarters, 505 N Cleveland Ave, Westerville, OH 43082, USA

© 2023 Vertiv Group Corp. All rights reserved. Vertiv™ and the Vertiv logo are trademarks or registered trademarks of Vertiv Group Corp. All other names and logos referred to are trade names, trademarks or registered trademarks of their respective owners. While every precaution has been taken to ensure accuracy and completeness here, Vertiv Group Corp. assumes no responsibility, and disclaims all liability, for damages resulting from use of this information or for any errors or omissions. Specifications, rebates and other promotional offers are subject to change at Vertiv's sole discretion upon notice.